

Forma 5

TECHNICAL FEATURES

FLOW



SWIVEL CHAIR | BLACK WITH NON-UPHOLSTERED BACKREST



DIMENSIONS

Height	96,5 - 107,5 cm
Seat height	42 - 51 cm
Width (without arms / with arms)	63,5 cm
Depth	63,5 cm
Weight	13,97kg
Fabric meters (mesh / upholstered backrest)	0,54 m

* These minimum and maximum dimensions depend on the chosen configuration. Please ask for concrete values in case you need them.



Dimensions in centimeters

SWIVEL CHAIR | IN WHITE / MIST GREY WITH UPHOLSTERED BACKREST

For anti-electrostatic solutions, please ask us the conditions.



DIMENSIONS

Height	96,5 - 107,5 cm
Seat height	42 - 51 cm
Width (without arms / with arms)	63,5 cm
Depth	63,5 cm
Weight	13,97kg
Fabric meters (mesh / upholstered backrest)	0,54 m

* These minimum and maximum dimensions depend on the chosen configuration. Please ask for concrete values in case you need them.



Dimensions in centimeters


STOOL | IN WHITE / MIST GREY WITH NON-UPHOLSTERED BACKREST



DIMENSIONS

Height	115,5 - 140 cm
Seat height	61 - 86,5 cm
Width (without arms / with arms)	63,5 cm
Depth	63,5 cm
Weight	14,67 kg
Fabric meters (mesh / upholstered backrest)	0,54 m

* These minimum and maximum dimensions depend on the chosen configuration. Please ask for concrete values in case you need them.



Dimensions in centimeters

STOOL | IN BLACK FINISH WITH UPHOLSTERED BACKREST



DIMENSIONS

Height	115,5 - 140 cm
Seat height	61 - 86,5 cm
Width (without arms / with arms)	63,5 cm
Depth	63,5 cm
Weight	14,67 kg
Fabric meters (mesh / upholstered backrest)	0,54 m

* These minimum and maximum dimensions depend on the chosen configuration. Please ask for concrete values in case you need them.



Dimensions in centimeters

ELEMENT DESCRIPTION


BACKREST, SEAT AND ARMS

BACKREST: light, flexible and thin, organically shaped, with rounded corners and edges, with a hexagon-shaped die-cut that gives it transparency, breathability and visual lightness. The curve of the backrest profile makes it fit the user's lumbar area, supporting the back in a very comfortable way. Made of glass-filled polypropylene.

We have the upholstery option, in which the original backrest remains as the core and is covered with foam and the fabric of the chosen group. Black and mist grey colour option.

SEAT: formed by a structural polypropylene shell, textured on the outside, which serves as support for the 62kg/m³ injected polyurethane foam and upholstered with a platform. This platform, which marks the contour of the seat, will be upholstered with the same fabric as the upper area of the seat. The seat has, as an option, a system that allows its depth to be adjusted by 5 cm. Black and white colour option.

Arms: Flow always incorporates fixed arms. They are made of glass-filled polyamide and are finished off at the top with an unfilled polypropylene cap. Black and white colour option (mist grey armpad).



MECANISMO



SYNCHRO ATOM: The backrest moves in a ratio to the seat pan. The pivot centre has been located above the seatsurface near the user's hips and this guarantees the optimum feeling of comfort and movement. There are 5 back locking positions. There are multiple settings of the seat height via a paddle. The mechanism regulates itself automatically responding to the user's weight (for people between 45 and 110 kg). The backrest can be locked off by pulling a handle beneath the seat and can obviously be reversed by pushing it in.



OPCIONES



Polyamide Star base. 64 cm diameter. 5 trapezoidal branches with rounded corners. Finishes: white or black.



Polyamide Star base. 69 cm diameter. 5 trapezoidal branches with rounded corners. Finishes: white or black.



Star base in polished aluminium, 69 cm diameter. 5 trapezoidal branches with rounded corners.



Double wheel Ø 50 mm



Soft double wheel Ø 50 mm




Double wheel Ø 69 mm



Soft double wheel Ø 69 mm



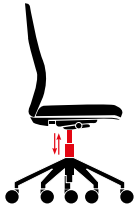
Levellers



Footrest ring

ERGONOMICS

TAKING CARE OF OUR BODY DOES NOT ONLY DEPEND ON GOOD NUTRITIONAL HABITS AND SPORT. THERE ARE OTHER FACTORS THAT CAN INFLUENCE HEALTH, LIKE A CORRECT POSITION AT THE WORKSTATION. FOR THIS REASON, TO KEEP THE BODY IN A GOOD SHAPE AND FREE OF PHYSICAL DISORDERS IT IS NECESSARY TO HAVE GOOD FURNITURE AND KNOW HOW TO USE IT CORRECTLY.



CHAIR WITH HEIGHT ADJUSTMENT

Chairs should have an option to lift or lower the seat's height, through a mechanical or a pneumatic system. The position will be the correct one, when the feet rest firmly on the floor and the thighs remain in a horizontal position.

The mechanism should be easily accessible from a seating position.



SEAT AND BACKREST LEANING

The chair should include a mechanism to control the seat leaning movement and keep a well-balanced position at work. The synchro system is the most extended one, but there are other versions which are more advanced, like the Atom synchro. This last one is a Forma 5 exclusive and it self-adjusts to the user's weight

LUMBAR ADJUSTMENT

Many chairs are designed with an adjustable back support. It is desirable that the backrest may be regulated allowing either free movement or to block the mechanism as desired. Many chairs also include a mechanism to adjust the curvature of the back of the chair providing better comfort and lumbar support.



SEAT CONSISTENCY

We spend a long time on the seat, so it should provide firmness and adapt to the user's features. Both the high density foam and the injected foam are very resistant, durable and comfortable.



5 BRANCHES BASE

To facilitate a movement with less effort and to provide stability and firmness, the base should have 5 support points for the casters.



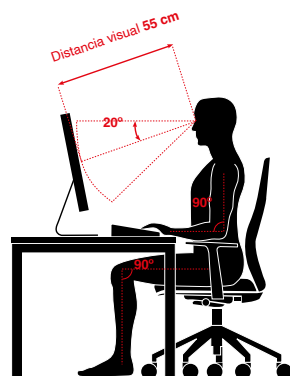
ADJUSTABLE ARMS

The user can enjoy several versions of the arm; fixed, 1D, 2D, 3D and 4D. If arm rests are utilised they can help relieve pressure on the lower spine.

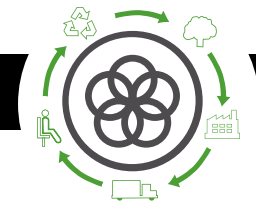
UPHOLSTERY

The upholstery should be chosen depending on aesthetic, location and the environmental conditions under which the chair will be subjected to.

CONSIDERING THE ABOVE MENTIONED FEATURES, HERE ARE SOME COMMENTS ABOUT THE POSITION TO BE ADOPTED WHILE SEATING AT WORK



- 1 The distance between the screen and the eyes should be at least 55 centimeters. The screen should also be located in front of the user and not on one side.
- 2 The upper side of the screen should be located at eye level.
- 3 Thighs should be horizontal. Feet should rest firmly on the floor, having enough space below the desk.
- 4 Breaks should be done often for muscle stretching and moving. Users must change their position every once in a while.
- 5 Eyes should be rested often, so to avoid eyestrain. For example, focusing on different places and distant objects.



Life Cycle Analysis
Program Flow



MATERIAS PRIMAS		
Materia Prima	Kg	%
Steel	5,65 Kg	42 %
Polypropylene	5,18 Kg	39%
Polyamide	2,16 Kg	16%
Polyester (Fabric)	0,14 Kg	1,04 %
Polystyrene	0,06 Kg	0,44 %

% Recycled material= 45%
 % Recyclable materials= 91%

Ecodesign

Results reached during the life cycle stages



MATERIALS

Aluminium

60% recycled material.

Steel

15%-99% recycled material.

Plastic

30%-40% recycled material.

Upholsteries

Without COV emissions and certified by Okotext.

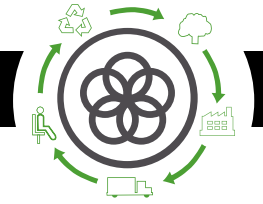
Staff material

Without HCFC and certified by Okotext.

Packings

100% recyclable with inks with no solvents.





PRODUCTION

Raw materials use optimization

Board, upholstery and steel tubes cut.

Renewable energies use

reducing the CO2 emissions. (Photovoltaic pannels)

Energy saving measures

in all production process

COV global emission reduction

of the production processes by 70%.

Podwer painting

ecovery of 93% of the non deposited painting

Glue removal from the upholstery

The facilities

have an internal sewage for liquid waste.

Green points

at the factory

100% waste recycling

at production process ans dangerous waste special treatment.



TRANSPORT

Cardboard use oमितization

of the packings

Cardboard and packing materials use reduction

Flat packings and small bulks

to optimize the space.

Solid waste compacter

which reduces transport and emissions.

Light volumes and weights

Transport fleet renewal

reducing by 28% the fuel consumption.

Suppliers area reduction

Local market power and less pollution at transport.



USE

Easy maintenance and cleaning

without solvents.

Forma 5 guarantee

The highest quality

for materials to provide a 10 year average life of the product.

Useful life optimization

of the product due to a standarized and modular design.

The boards

with no E1 particle emission.



END LIFE

Easy unpacking

for the recyclability or compound reuse.

Piece standarization

for the use.

Recycled materials used for products (% recyclability):

Wood is 100% recyclable.

Steel is 100% recyclable.

Aluminium is 100% recycable.

Plastics are from 70 to 100% recyclable.

With no air or water pollution

while removing waste.

Returnable, recyclable and reusable packing

Product recyclability 87%

CHAIR MAINTENANCE AND CLEANING GUIDE

LINES FOR A CORRECT CHAIR CLEANING AND MAINTENANCE, CONSIDERING THE DIFFERENT MATERIALS:

FABRICS

- 1 Vacuum often.
- 2 Rub any stains with a wet cloth with PH neutral soap.
Test first on a hidden spot.
- 3 Alternatively dry foam carpet cleaner can be used.

PLASTIC PIECES

Rub any dirty areas with a wet cloth with PH neutral soap.

Never use abrasive products.

METAL PIECES

- 1 Rub any dirty areas with a wet cloth with PH neutral soap.
- 2 Polished aluminium pieces can have their lustre enhanced by rubbing with a dry cloth.

Developed by ITO DESIGN