

# Marina

Leonardo Rossano



**true**





The design of Marina is characterized by linear and dynamic geometries. The shape of the seat in multilayered wood interacts with the metal frame, generating a system of marked personality. Particularly recommended for the contract branch, it is available also in the padded version and can be customized with armrests and other accessories.

La sedia Marina è caratterizzata da geometrie dinamiche e lineari. La sagoma sfaccettata della scocca in compensato interagisce con la struttura che la sostiene generando un sistema di sedute dalla spiccata personalità. Particolarmente indicata per il settore del contract, è disponibile anche imbottita e può essere completata da braccioli e altri accessori.





true



Extraordinary Everyday



true





















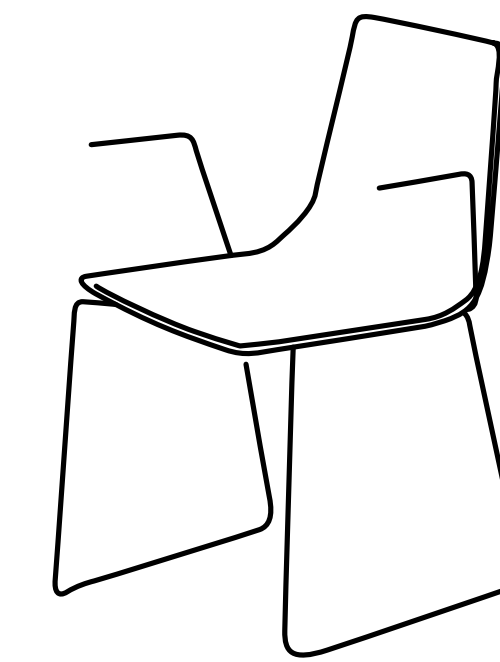




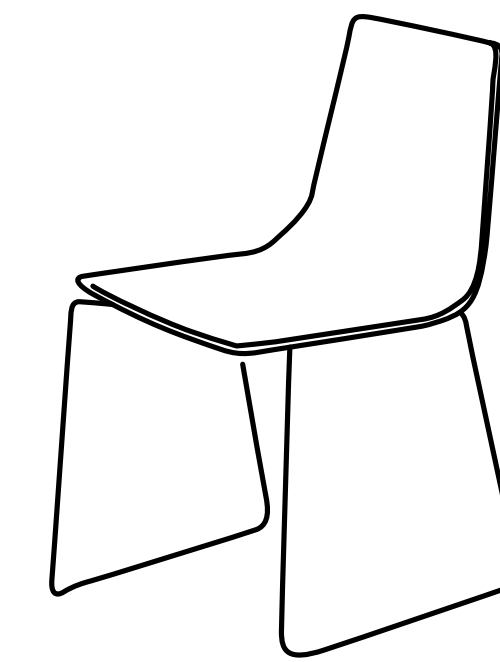




VARIANTS  
Varianti



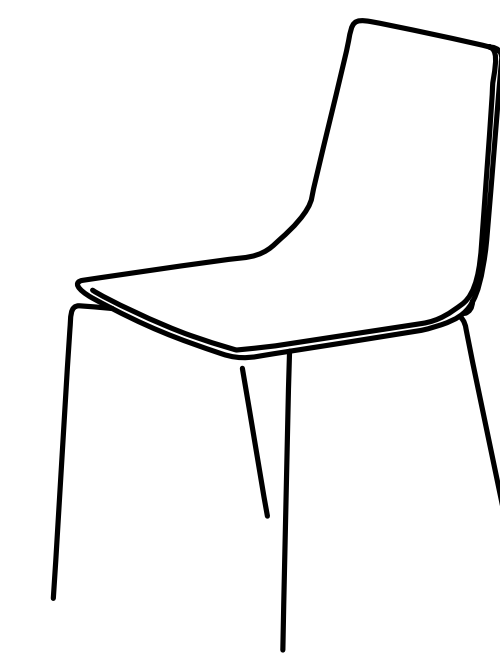
**MA 1055**  
W50 · D51 · H79



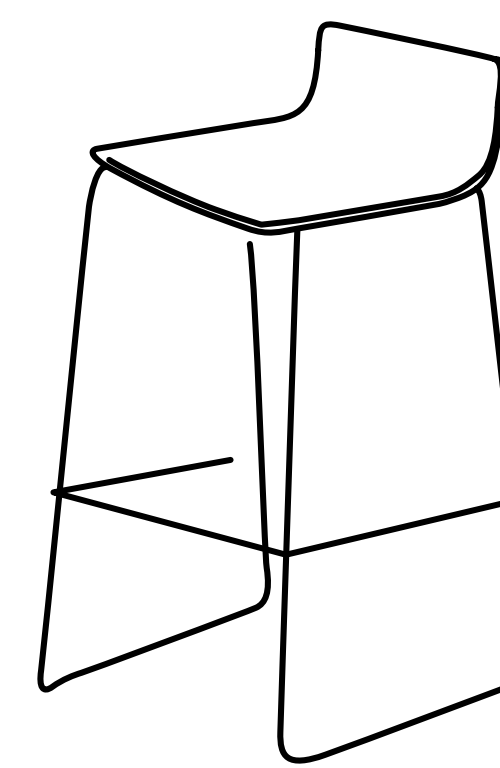
**MA 1005**  
W50 · D51 · H79




**MA 104T**  
W50 · D51 · H79



**MA 100T**  
W50 · D51 · H79



**MA 6505**  
W50 · D52 · H85



**MA 7505**  
W50 · D52 · H95



**true**

**True Design s.r.l.**

Via Leonardo Da Vinci 2 - 35040 Sant'Elena (PD) Italy  
Tel. +39 0429 692483 - [info@truedesign.it](mailto:info@truedesign.it) - [www.truedesign.it](http://www.truedesign.it)